

KEY

I. Look at the picture. Write the words

- | | |
|------------|-------------|
| 1 flowers | 11 skirt |
| 2 wall | 12 sofa |
| 3 door | 13 chair |
| 4 dad | 14 shoes |
| 5 lamp | 15 T-shirt |
| 6 mirror | 16 trousers |
| 7 bookcase | 17 mat |
| 8 table | 18 baby |
| 9 fruit | 19 sheep |
| 10 dog | 20 handbag |

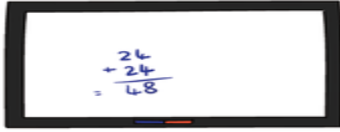
II. Look and write Yes or No

- Two girls are writing. yes
- The teacher is showing a picture. yes
- Two girls are standing up. no
- One child is pointing at a man. yes
- A girl is picking up a pen. no
- Five children are sitting down. no
- Two boys are talking. yes
- The man is smiling at the teacher. no

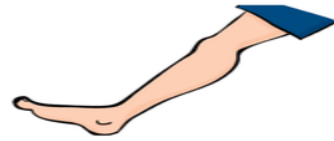


III. Look and read. Put a tick (✓) or a cross (✗) in the box.

Examples



This is a board.



This is an arm.




1



This is a lime.



2



This is a frog.



3



This is a lamp.



4



This is a boy.



5



This is a mouse.

